


Image Showing Ø2" with 2 foot

L191C1

- Application** Interior pendant
- IP Rating** -
- Mounting** Retrofit to existing standard octagonal box using custom mounting plate (included).
- Electrical** DC - Powered by remote 120V primary, 700mA driver (not included). Recommended LED10W350D for 2' and LED20W700i for 4' (0-10V dimmable), 24V DC
* Please consult factory for more details.
- Power** 9W(2')
- Consumption** 17W(4')
- Light Output** 9W (2') = 264lm
17W (4') = 527lm
- Warranty** 5 years limited warranty
Estimated useful life of LED is 50,000 hours.
- Material** PMMA (Acrylic)
- Weight** 2' pendant = 1.5lbs (0.7kg)
4' pendant = 2.5lbs (1.13kg)
- Approval** 

Type:

Project:

Modified:

Quantity:

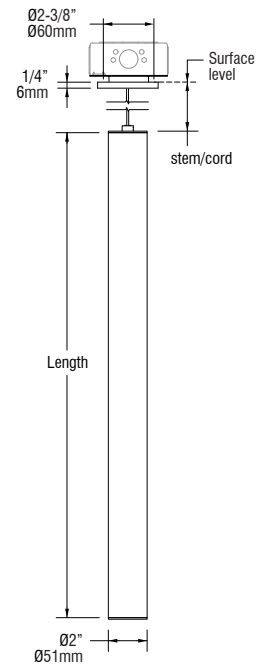
Notes:

Order Guide

Example: L191-C1-2-W30S-S6-MA

| Code | Mount | Length | Color | Stem / Cord | Finish |
|-------------|--|--------------------------------|--|---|----------------------------------|
| L191 | C1 | - | | - | |
| | C1 = Ø2-3/8" x 1/4" canopy, retrofit mounting plate | 2 = 2' 4 = 4' | W22S = 2200K, 80+CRI W27S = 2700K, 80+CRI W30S = 3000K, 80+CRI W35S = 3500K, 80+CRI <i>(W35S available upon request)</i> | S6 = 6" (152mm) stem SX = custom stem* C72 = 72" (1829mm) cord CX = custom cord * available in 1" (25mm) increments up to 8ft (2439mm) max. | MA = matte clear anodized |

Dimension:



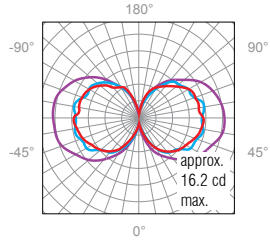
PHOTOMETRIC DATA:

1', 3000K, 80+ CRI

Polar Candela Distribution

Illuminance at a Distance

Lumen: 137lm



| | Center Beam FC | Beam Width |
|------|----------------|-------------|
| 1.5' | 0.44 | 0.2'(0.06m) |
| 3.0' | 0.11 | 0.5'(0.15m) |
| 4.5' | 0.05 | 0.7'(0.21m) |
| 6.0' | 0.03 | 0.9'(0.27m) |
| 7.5' | 0.02 | 1.2'(0.37m) |
| 9.0' | 0.01 | 1.4'(0.43m) |

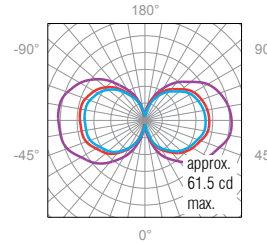
■ 0° Spread: 9.0° ■ 90° Spread: 9.0°

4', 3000K, 80+ CRI

Polar Candela Distribution

Illuminance at a Distance

Lumen: 527lm



| | Center Beam FC | Beam Width |
|-------|----------------|---------------|
| 3.0' | 0.62 | 8.9'(2.71m) |
| 6.0' | 0.15 | 17.9'(5.45m) |
| 9.0' | 0.07 | 26.8'(8.17m) |
| 12.0' | 0.04 | 35.7'(10.88m) |
| 15.0' | 0.02 | 44.7'(13.62m) |
| 18.0' | 0.02 | 53.6'(16.33m) |

■ 0° Spread: 112.2° ■ 90° Spread: 94.9°